



LANGHAM SQUARE

PUTNEY LONDON SW15

LEISURE GUIDE



WELCOME TO LANGHAM SQUARE

Langham Square is an ideal place to enjoy cosmopolitan city living.

Located in established vibrant riverside Putney, surrounded by some of the greenest parks and commons in London, Langham Square is just minutes from the heart of the city via adjoining East Putney (Zone 2) Underground station or the nearby train station.

CONTENTS

EATING OUT	2-3	SHOPPING	10-11
PUBS / BARS	4-5	FITNESS & LEISURE	12-13
ENTERTAINMENT	6-7	GREEN SPACES	14
MAP	8-9	HEALTH	15
* NB ● denotes map reference		TRAVEL	16-17



EATING OUT

Thai Square **I6**

2-4 Lower Richmond Road, SW15 1LB
020 8780 1811

Samratt **H6**

18-21 Lacy Road, SW15 1NL
020 8785 4487

Pizza Express **I5**

144 Upper Richmond Road, SW15 2SW
020 8789 1948

Strada **I5**

147 Upper Richmond Road, SW15 2TX
020 8789 6996

Valentina **J4**

75 Upper Richmond Rd, SW15 2SR
020 8877 9906

Carluccio's **I6**

Brewhouse Lane, SW15 2JQ
020 8789 0591

La Vera Italia **J4**

100 Upper Richmond Road, SW15 2SP
020 8788 2174

La Mancha **I6**

32 Putney High St, SW15 1SQ
020 8780 1022

Al Forno Restaurant **E6**

349 Upper Richmond Road, SW15 5QL
020 8878 7522

Ask **C8**

52 Station Road, SW13 0LP
020 8878 9300

Enoteca Turi **I6**

28 Putney High Street, SW15 1SQ
020 8785 4449

Bayee Village

24 High Street, SW19 5DX
020 8947 3533

Destino **I5**

141 Upper Richmond Road, SW15 2TX
020 8789 4304

Yia-Mas **K4**

40 Upper Richmond Road, SW15 2RX
020 8871 4671

Wallace & Co **I5**

146 Upper Richmond Road, SW15 2SW
020 8780 0052

PUBS / BARS

Coat & Badge ^{I6}

8 Lacy Road, SW15 1NL
020 8788 4900

The Boathouse ^{J6}

32 Brewhouse Lane, SW15 2JX
020 8789 0476

The Half Moon ^{H7}

93 Lower Richmond Rd, SW15 1EU
020 8780 9383

Jolly Gardeners ^{H6}

61-63 Lacy Road, SW15 1NT
020 8789 2539

The Bricklayer's Arms ^{H6}

32 Waterman St, SW15 1DD
020 8789 0222

The Railway ^{H5}

202 Upper Richmond Road, SW15 6TD
020 8788 8190

Prince of Wales ^{J5}

138 Upper Richmond Road, SW15 2SP
020 8788 1552

Moomba Kitchen & Bar ^{H6}

5 Lacy Road, SW15 1NH
020 8785 9151

Be At One ^{I6}

30 Putney High St, SW15 1SQ
020 8780 5252

Star & Garter ^{I7}

4 Lower Richmond Road, SW15 1JN
020 8788 0345

The Lofty Turtle ^{A6}

505-507 Upper Richmond Road, SW14 7DE
020 8878 1995



ENTERTAINMENT

Putney Arts Theatre H5

Ravenna Road, SW15 6AW
020 8788 6943

The Comedy Tree I6

Wahoo Bar, 14 Putney High Street, SW15 1SL
020 7736 1446

Odeon Cinema I6

26 Putney High Street, SW15 1SN
0871 224 4007

The Fez Club I5

200b Upper Richmond Rd, SW15 2SH
020 8780 0123

New Wimbledon Theatre

93 The Broadway, SW19 1QG
020 8545 7900

Curzon Cinema

3 Water Lane, TW9 1TJ
00330 500 1331

Wimbledon Tennis Championships

Church Road, SW19 5AE
020 8944 1066



MAP



SHOPPING

There are a multitude of shops just a 10 minute walk from Langham Square, from well-known national brands in the Putney Exchange shopping centre to local artisan boutiques. Further afield, Sloane Square for the King's Road is less than 25 minutes away by tube and White City for Westfield is only 30 minutes away by tube.

Putney Exchange Shopping Centre I6

Putney High Street, SW15 1TW
Houses a wide range of high street shops, cafés, hairdressers and an array of clothes shops.

Centre Court Shopping Centre

4 Queens Road, SW19 8YA
Boasts two floors of shops including Debenhams, Gap, Boots, Marks & Spencer, Tesco Metro and Monsoon.

Fulham Broadway Retail Centre

452 Fulham Road, SW6 1BW
Located in the heart of Fulham. Fulham Broadway has everything you need to shop, eat and play.

King's Road

SW3 4LY
A well-known street stretching through Chelsea and Fulham.

Westfield London

Ariel Way, W12 7GF
A distinctive mix of designer and High Street labels.

Waitrose

Upper Richmond Road, SW15 2TT
Located in the piazza.

Wimbledon Village

SW19 5DX
The village has some wonderful bars, restaurants, cafés and boutiques, as well as a grocery store, bank, post office, florists, bakers and delicatessen, all within a unique and picturesque setting.



FITNESS & LEISURE

Roehampton Golf Club **C4**

Roehampton Lane, SW15 5LR
020 8480 4200

Roehampton Cricket Club **G2**

Putney Heath Cricket Ground, SW15 3TU

Ridgway Riding Stables

93 Ridgway, SW19 4SU
020 8946 7400

Southbank Sailing Club **H7**

Embankment, SW15 1LB
020 8788 9786

Putney Canoe Club **H7**

Cristowe Road, SW6 3QE
020 7731 0255

Thames Rowing Club **H7**

Embankment, SW15 1LB

Hurlingham Yacht Club **J6**

43A Deodar Road, SW15 2NP
020 8788 5547

Putney Lawn Tennis Club **H5**

Balmuir Gardens, SW15 6NG
020 8788 4344

Bank of England Sports Centre **B4**

Bank Lane, SW15 5JQ
020 8392 4360

Virgin Active **I5**

154-160 Upper Richmond Road, SW15 2SW
020 8246 6676



GREEN SPACES

Situated in London's greenest borough, the local and adjacent areas comprise proportionally more acres of green space than any other. The Royal Park in Richmond alone covers 2,360 acres of truly outstanding landscape. Along with the neighbouring parks in Putney, Wandsworth and Wimbledon, you can enjoy miles of horse riding, walking and cycle trails as well as several golf and tennis clubs.

Putney Heath **G1**

SW15 3TU

Hurlingham Park **K7**

SW6 3PR

Wimbledon Common

SW19 5NR

Barnes Common **E7**

SW13 0BN

Richmond Park **B1**

TW10 5HR

Wandsworth Park **K5**

SW15 2ED

Bishops Park **I8**

SW6 3LA

Kew Gardens

TW9 3AB



HEALTH

Dr A Alissa **E1**

208-210 Roehampton Lane, SW15 4LE
020 8788 4844

The Roehampton Surgery **D2**

191 Roehampton Lane, SW15 4HN
020 8788 1188

Queen Mary's Hospital **D4**

Roehampton Lane, SW15 5PN
020 8487 6000

Kingston Hospital A&E

Galsworthy Road, KT2 7QB
020 8546 7711

Maple Dental Centre **E1**

238 Roehampton Lane, SW15 4LE
020 8788 3133



TRAVEL

Langham Square directly adjoins East Putney (Zone 2) Underground station, which offers direct access to Wimbledon, Paddington, Kensington, Sloane Square, Victoria, Westminster and the City.



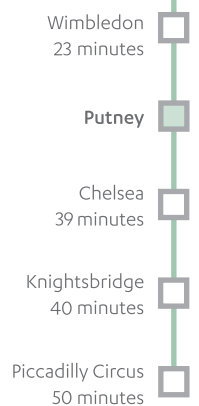
BOAT

River Bus services run approximately every 30 mins from Putney Pier



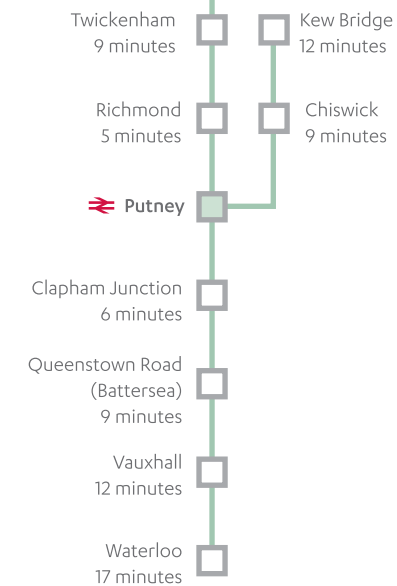
BUS

A wide selection of buses from Upper Richmond Road allows easy access to South London and the West End



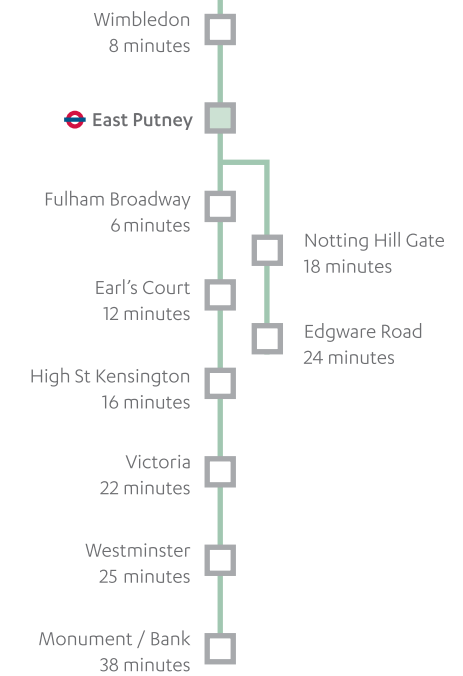
TRAIN

Less than 0.5km away, Putney rail station offers mainline links to Waterloo and connections via South West Trains



UNDERGROUND

The adjoining East Putney station provides access to the District line, joining West London to East



All times and distances are given for information only and are based on the Transport for London website 2011. Journey times indicate fastest journey from either station.

TELEPHONE

+44 (0)20 3597 7070

EMAIL

langhamsquare@stjames.co.uk

WEBSITE

www.langhamsquare.co.uk



A proud member of the Berkeley Group of companies



St James
Designed for life

The information in this document is indicative and is intended to act as a guide only. All times and distances are given for information only and are based on the Transport for London website 2012 and walkit.com. Journey times indicate fastest journey from either station. Maps are not to scale and are for illustration purposes only. Computer generated images are indicative only and subject to planning. St James Group Ltd. Registered Office Only: Berkeley House 19 Portsmouth Road, Cobham, Surrey, KT11 1JG. Registered in England & Wales. Company Number 3190056.